

METAPHORISING SCIENCE TEACHERS

BACHELOR OF EDUCATION AND BACHELOR OF
SCIENCE (JUPAS CODE: 6119)

Updated in May 2022





Short thematic
talk: Metaphorising
science teachers



Admissions tips



What our students
say




Q&A session

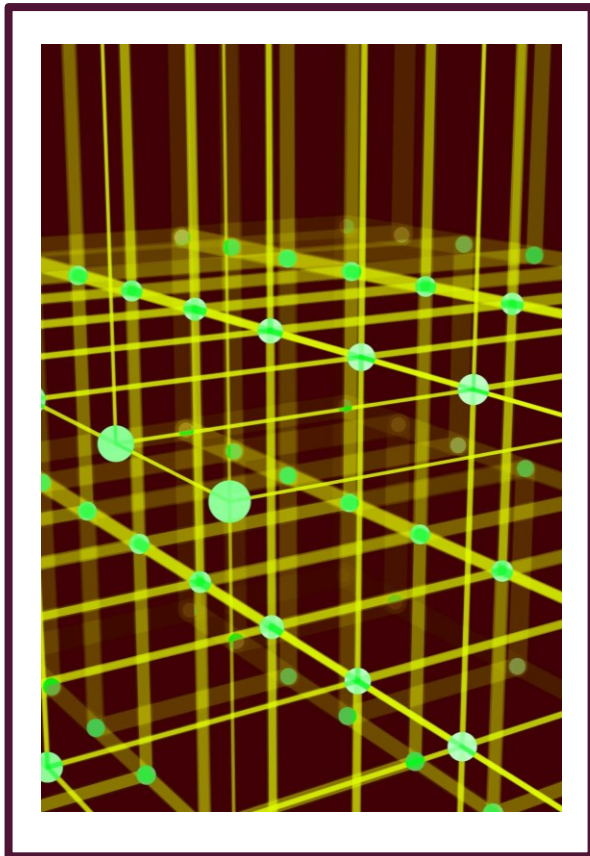


DESCRIBE A GOOD
SCIENCE TEACHER
(PLEASE USE KEYWORDS).

- “If a picture is worth a thousand words, a metaphor is worth a thousand pictures.” — Daniel Pink



METAPHOR



- Originates from a Greek word meaning “to carry across” (Schon, 1979).
- One can internalise one’s understanding of the *new situation* by relating new information directly to *prior experience* and thus metaphor offers a vehicle for learning about one’s own thinking.

METAPHORS: AS A TEACHER



Hamilton, E. R. (2016). Picture This: Multimodal representations of prospective teachers' metaphors about teachers and teaching. *Teaching and Teacher Education*, 55, 33-44.

A TEACHER IS

A gardener

A juggler

A second
parent

A tour guide

A superhero

A compass

A salesman
aiming to satisfy
customers

A conductor
leading an
orchestra



A SCIENCE TEACHER IS...

A LIFEGUARD

-
- “Science teacher is like a lifeguard because he has to be responsible to students and stay alert in various experiments.”

A MAGICIAN

-
- “Science teacher is like a magician, unveiling the mysterious and intriguing nature of science to the audience, who are the students. Every time when the teacher conducts an experiment, it is like performing a magic show. He/she amazes the students by showing a colour change or detecting a special smell, just like a magician surprises the crowd with an unbelievable magic.”

A STRAND OF DNA

-
- “Science teacher is like a strand of DNA because he inculcates useful science knowledge to his students and passes on the wisdom of science from the older generation.”

FRICITION

-
- “Science teacher is like friction. A good science teacher is friction that is useful. For example, the friction between the shoes and the floor makes us able to move forward which means a good science teacher can help student make improvements and make a step further. If lacking in this kind of friction, we may slip and not able to move.
 - However, a bad science teacher is the friction that makes student difficult to get forward such as compressing student's creativity and imagination.”

REFLECTION TIME



What is your metaphor representing science teachers?




Does it distinguish science teachers from teachers of other subjects?



Does it distinguish good science teachers from any science teachers?

BECOMING REFLECTIVE PRACTITIONERS

- “We do not learn from experience ... we learn from reflecting on experience.”
— John Dewey





ADMISSIONS TIPS

ADMISSIONS SCORES

(WITH REFERENCE TO ADMISSIONS 2021)

For admissions in 2022, NO weighting for Non-Science Electives!

HKDSE Scoring Formula (The scoring formula considers category A subjects only, unless otherwise specified.)	Upper Quartile	Median	Lower Quartile
$1.5 \times \text{Eng} + 2 \times \text{Math} + 2 \times \text{Best Sci Subject} + \text{Best 2 Subjects with Weighting 2}$	59	56	55

Subject Weightings for Specific Programme

Weighting 2 6119 BED&BSC

X2	Biology / Chemistry / Physics / Combined Science / Integrated Science
X2	Mathematics Extended Part (Module 1 or 2)
X1.25	Non-Science Electives

From 2020-21, HKU adopted a new scoring system by giving bonus points to students achieving Level 5, 5* or 5** in the HKDSE subjects. Under the HKU scoring system, the level to score conversion are as follows:

Level	1	2	3	4	5	5*	5**
Score	1	2	3	4	5.5	7	8.5

STRATEGIES TO GET INTO THE BED&BSC PROGRAMME

- Only applicants who have put the programme as their **Band A** i.e. top 3 choices in JUPAS choice will be favourably considered
- Must take and obtain Level 3 or above in one of the following Science elective subjects: **Biology, Chemistry, Physics, Combined Science, or Integrated Science**
- Achieve good results in Mathematics and English Language would lead to higher admissions scores
- Have a competitive edge for candidates studying more **Science elective subjects & MI/M2**, and achieving good results in these subjects
- Consider best results in years 2021 and 2022 only
- No interview except for special cases which we wish to get more information

MYTHS ABOUT THE PROGRAMME

- I can take BEd&BSc as a stepping stone and transfer to BSc or other programmes in Year 2.

No. There is no exit point for the BEd&BSc programme. Internal transfer would be subject to the approval of the offering departments, and there is no guarantee of success.

- I can be a Mathematics teacher after graduation from this programme.

BEd&BSc does not offer Major in Mathematics. The programme aims to train qualified teachers in Science subjects in Hong Kong Secondary Schools. Whether graduates can be recruited as a Maths teacher, it would be subject to the contractual agreement between graduates and their prospective employers (i.e. the Schools). Students are advised to declare Minor in Mathematics and take more Maths electives to enrich their knowledge during the 5-year of studies and add colours to their portfolios.

HONG YU
KIU, BORIS

BED&BSC
(MAJOR IN
CHEMISTRY)

YEAR 4
STUDENT

STUDENT SHARING



QUESTION 1



What are the special features of the BEd&BSc programme?





ANSWER !



Integrates two degrees in one:
a first degree majoring in Science
& a teacher training qualification
in science teaching



Includes 20 weeks of
professional practicum
at secondary schools in
Hong Kong



QUESTION 2



Why should students take a double degree programme rather than a degree plus PGDE?

ANSWER!


This programme integrates science and education studies


Students have 5 years of teacher development instead of only one year from PGDE

NEXT →

Microphone, Video, Participants, Share, Chat, Reaction, Leave

ANSWER!

 Students can digest what they have learnt progressively and apply them during their 20-week professional practicum

 Students can establish a network of peers who are passionate in science teaching throughout their 5-year studies

Microphone ^ Video ^ Participants + Share Screen Chat Smiley + Leave